

Requesting proxy access for a minor on MyBSWHealth

Manage your family's health, all in one place

Proxy access lets you view and manage another person's healthcare on their behalf, including:

- ▶ Scheduling in-person and virtual visits
- ▶ Asking providers questions about their health
- ▶ Viewing health info, test results and appointments
- ▶ Filling prescriptions

Note: To use proxy access, you'll need a **MyBSWHealth** account with a linked medical or pharmacy record.

View your current access

To see the accounts that you currently have access to:

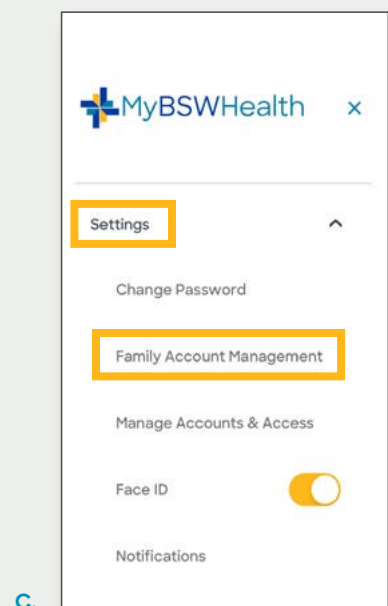
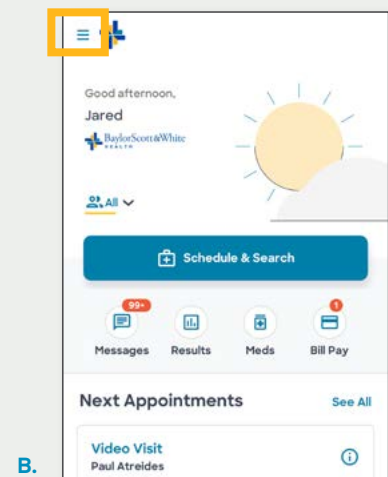
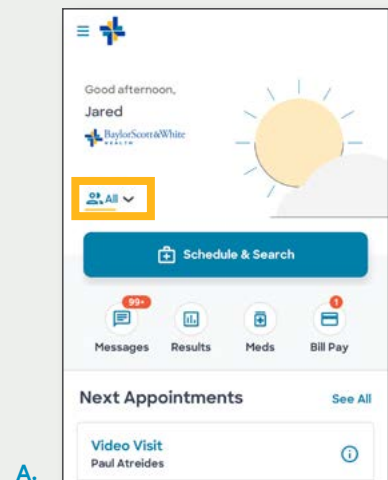
- ▶ Log in to your app
- ▶ Your main dashboard automatically shows details for you and any proxies.
- ▶ Click **All** to see a list of accounts and filter your view. (ex. A)

Request access to a minor's information

Use this process to request access to the health information of anyone younger than 18 years old.

1. Go to the main menu ☰ on the top left of your mobile screen. (ex. B)
2. Choose **Settings** and select **Family Account Management**. (ex. C)

continued on back



3. Select **Request Access** and enter the minor's date of birth.
4. Click **CONTINUE** to confirm access to medical and pharmacy records.
5. Enter the minor's information, including your relationship to the minor. (ex. D)
6. If you selected Parent/Guardian of Child, no documentation is needed.
7. If your relationship is not Parent/Guardian of Child, verify guardianship by uploading documentation. (ex. E)
8. Read and agree to the Terms & Conditions and click **Agree and Submit**.

Your request is now pending approval. Our Health Information Management Department will approve your request to access the minor's medical records, **8:00 AM – 5:00 PM CST**.

Need more help?

[MyBSWHealth.com/FAQ](https://www.baylor-scott-white.com/MyBSWHealth.com/FAQ)



D.

E.